

TECHNICAL FEATURES

- Two-hand safety operation
- Tilting automatically to 90° and 45° inwards for both angles, manual adjustment of intermediate angles from 90° to 45° inwards
- Automatic slicing feature at 90°
- Hydro-pneumatic saw blade feed
- Cutting accuracy +/- 0.2 mm
- Solid steel construction of the body
- Automatically closing safety guards
- Automatic changeover mode from cut to cut without any operator input
- Technical support capability via remote connection using PC and cable

STANDARD ACCESSORIES

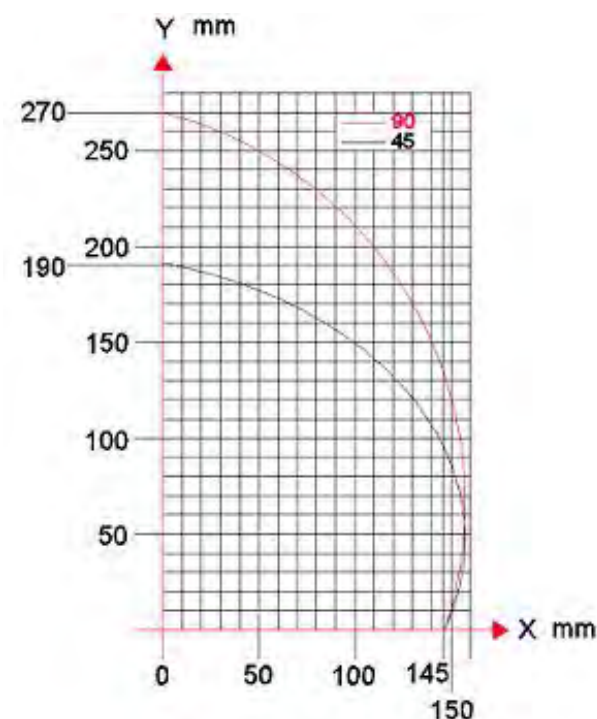
- Ø 420 mm (16-1/2") saw blade
- Roller conveyor & 2 x profile supports
- Pneumatic spray mist lubrication system
- 4 x horizontal clamps
- Air gun

OPTIONAL ACCESSORIES







- Profile Length Stop (DKN 70 with digital unit or DKN 71 with ruler)
- Barcode printer
- Machine with 5 m (16.5') and 6 m 20' bed length
- VCE 1570 heavy duty industrial type chip collector
- 2 x vertical clamps



CUTTING DIAGRAM



TECHNICAL TABLE

 2.2 kW x 2.50-60 Hz 3-Ph 220V/440V 50/60Hz	 3000 RPM	 D:420mm (16-1/2") d:30-32 mm	 66-8 Bar (90-120 psi) 57 Lt	 112x 468x 182 cm (44" x 184" x 72")	 Kg 1180 kg (2,596 lbs) 930 kg (2,026 lbs)
---	---	--	--	---	--