










CRATER-06 AP PARTS LIST




No	Figure	Definition	QTY	Code
1		Ø500 Saw Blade	1	CRAP500-02-0001
2		4 kW Motor	1	CRAP500-04-0002
3		Motor Connection Block	1	CRAP500-02-0003
4		Belt Pulley Protection Part	1	CRAP500-02-0004
5		Motor Tension Sheet Metal	1	CRAP500-02-0005

6		Motor Tension Bolt Print Washer	1	CRAP500-02-0006
7		Motor Tension Part	1	CRAP500-02-0007
8		Belt	1	CRAP500-02-0008
9		Saw Blade Shaft	1	CRAP500-02-0009
10		Motor Pulley	1	CRAP500-02-0010
11		Motor Pulley Washer	1	CRAP500-02-0011
12		Coupling	1	CRAP500-02-0012
13		Washer (30-32mm)	1	CRAP500-02-0013
14		Saw Blade Flange	1	CRAP500-02-0014
15		Saw Blade Washer	1	CRAP500-02-0015
16		Saw Blade Shaft Nut	1	CRAP500-02-0016

17		Saw Blade Shaft Pipe	1	CRAP500-02-0017
18		6206 ZZ Bearing	2	CRAP500-02-0018
19		Bearing Cover	2	CRAP500-02-0019
20		Ball Screw And Nut For Horizontal Axis	1	CRAP500-02-0020
21		Ball Screw And Nut For Vertical Axis	1	CRAP500-02-0021
22		Ball Screw Cover Group For Horizontal Axis	1	CRAP500-01-0022
23		Coupling GS19	2	CRAP500-02-0023
24		LS-IS_750-Watt-Servo-Motor	2	CRAP500-04-0024
25		6203 ZZ Bearing	2	CRAP500-02-0025

26		51103 Thrust Ball Bearing	2	CRAP500-02-0026
27		Linear Guide	2	CRAP500-02-0027
28		KS Ø50 x 3 Pneumatic Cylinder	2	CRAP500-03-0028
29		KS Ø50 x 5 Pneumatic Cylinder	2	CRAP500-03-0029
30		KS Ø63 x 5 Pneumatic Cylinder	2	CRAP500-03-0030
31		Cutting Groups Vertical Clamping Pneumatic Cylinder	2	CRAP500-03-0031
32		Infeed Groups Vertical Clamping Pneumatic Cylinder	1	CRAP500-03-0032
33		Cutting Group Horizontal Clamping Pneumatic Cylinder	2	CRAP500-03-0033
34		Infeed Group Horizontal Clamping Pneumatic Cylinder	1	CRAP500-03-0034
35		Gas Spring	2	CRAP500-03-0035

36		Saw Blade Guard	1	CRAP500-01-0036
37		Manual Conveyor	1	CRAP500-01-0037
38		M17x1.25 Nut	3	CRAP500-02-0038
39		Chip Absorption Manifold	1	CRAP500-01-0039
40		Plexi Glass	1	CRAP500-05-0040
41		PLC Screen	1	CRAP500-04-0041
42		Main Switch	1	CRAP500-04-0042
43		Clamp Button	1	CRAP500-04-0043
44		Air Gun	1	CRAP500-03-0044

45		Machine Feet	2	CRAP500-01-0045
----	---	---------------------	---	-----------------