


## ZIGMA-06 A








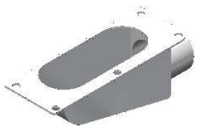
### PARTS LIST



No	Illustration	Name	QTY	Code
1		Ø450 Saw Blade	2	ZGMAU450-02-0001
2		2.2 kW Motor	2	ZGMAU450-04-0002
3		Motor Connection Block	2	ZGMAU450-02-0003
4		Belt Pulley Guard	2	ZGMAU450-02-0004
5		Motor Tension Sheet Metal	2	ZGMAU450-02-0005

6		Motor Gergi Civatası Basma Pulu Motor Tension Bolt Print Washer	2	ZGMAU450-02-0006
7		Motor Tension Block	2	ZGMAU450-02-0007
8		Belt	2	ZGMAU450-02-0008
9		Saw Blade Shaft	2	ZGMAU450-02-0009
10		Motor Pulley	2	ZGMAU450-02-0010
11		Motor Pulley Washer	2	ZGMAU450-02-0011
12		Coupling	2	ZGMAU450-02-0012
13		Washer (30-32mm)	2	ZGMAU450-02-0013
14		Saw Blade Flange	2	ZGMAU450-02-0014
15		Saw Blade Tightening Nut	2	ZGMAU450-02-0015
16		Saw Blade Disassemble Key	2	ZGMAU450-02-0016
17		Saw Blade Shaft Nut	2	ZGMAU450-02-0017

18		Saw Blade Shaft Pipe	2	ZGMAU450-02-0018
19		6206 ZZ Bearing	4	ZGMAU450-02-00019
20		Bearing Cover	4	ZGMAU450-02-0020
21		Head Compartment Sheet Metal	2	ZGMAU450-02-0021
22		Piston-Hydro-pneumatic cylinder Connection Part	2	ZGMAU450-02-0022
23		Piston-Hydro-pneumatic cylinder Connection Part	2	ZGMAU450-02-0023
24		Reducer Cover Sheet Metal	1	ZGMAU450-01-0024
25		Reducer Connection Part	1	ZGMAU450-02-0025
26		Servo-Motor	1	ZGMAU450-04-0026
27		Reducer	1	ZGMAU450-04-0027
28		2 Module Pinion Gear	1	ZGMAU450-02-0028
29		2 Module Control Rack	2	ZGMAU450-02-0029

30		Hydro-pneumatic cylinder	2	ZGMAU450-03-0030
31		DMC-A 50-182 Pneumatic Cylinder	2	ZGMAU450-03-0031
32		DMC 60-100 Pneumatic Cylinder	2	ZGMAU450-03-0032
33		DMC-A 50-85 Pneumatic Cylinder	2	ZGMAU450-03-0033
34		Profile Support Apparatus	1	ZGMAU450-01-0034
35		Top Plate	2	ZGMAU450-02-0035
36		Horizontal Clamping Pneumatic Cylinder	4	ZGMAU450-03-0036
37		Head Tightening Group	2	ZGMAU450-02-0037
38		Moving Head Conveyor	1	ZGMAU450-01-0038
39		Fixed Head Conveyor	1	ZGMAU450-01-0039
40		Chip Collector Connector	2	ZGMAU450-01-0040

41		Plexi Glass	2	ZGMAU450-05-0041
42		Control Panel	1	ZGMAU450-05-0042
43		Control Panel Plexi Glass	1	ZGMAU450-05-0043
44		Control Panel Plexi Hinge	2	ZGMAU450-05-0044
45		Main Switch	1	ZGMAU450-04-0045
46		Emergency Stop Button	1	ZGMAU450-04-0046
47		Cutting Button	2	ZGMAU450-04-0047
48		Clamp Button	2	ZGMAU450-04-0048
49		Motor Start-Stop Button	1	ZGMAU450-04-0049
50		Air gun	1	ZGMAU450-03-0050
51		Anti Vibration Leveling Feet	6	ZGMAU450-01-0051