

SPECIFIC CAPACITIES

- Heavy duty manual upcut miter saw designed for cutting PVC, aluminum and wood in desired angles
- Comfortably cutting by pressing down the horizontal metal bar
- Split type straight cut on 90° left angle
- Cutting at fixed angles (lock pin) and any intermediate angles

STANDARD ACCESSORIES

- 18" (450 mm) circular saw blade
- Manual clamps
- User's manual

OPTIONAL ACCESSORIES






- Pneumatic spray mist lubrication
- Infeed & outfeed tables



MANUAL 18" UPCUT MITER SAW



TECHNICAL TABLE

				
2.2 kW (3 HP) 1-Ph 220V / 3- Ph 220V 50/60 Hz	3000 RPM	90x 85x 128 cm (35" x 33" x 50")	150 kg (330 lbs)	130 kg (286 lbs)

