

GENERAL FEATURES

- Two-hand safety operation
- Miter lock angles at 75°, 60°, 45°, 30°, 22.5°, 15°, 0° both left and right
- Pivoting range from -75° left to +75° right infinitely adjustable
- Hydro-pneumatic saw blade feed
- Adjustable saw blade rising speed
- Interior LED lighting
- Pneumatically opening safety guard


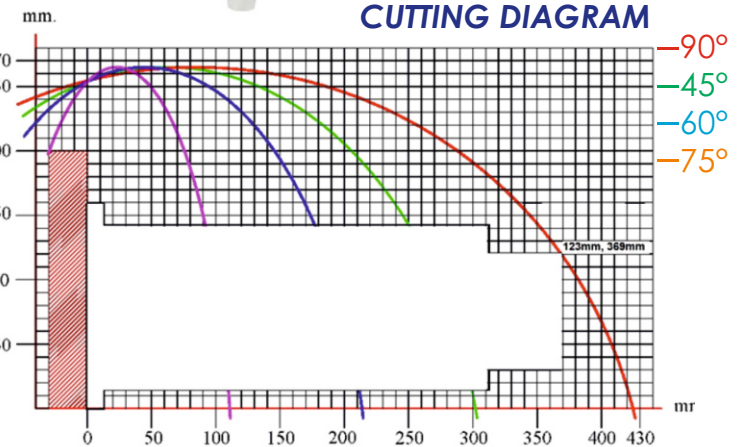
STANDARD EQUIPMENT

- Equipped with Ø 28" (700 mm) saw blade & 4 kW (5.5 HP) motor
- Pneumatic spray mist lubrication system
- 2 x vertical and 1 x horizontal pneumatic clamps
- Air gun






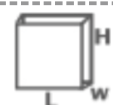


OPTIONAL

- Additional saw blade Ø 28" (700 mm)
- Industrial type chip collector

AUTOMATIC 28" UPCUT MITER SAW



TECHNICAL TABLE

							
4kW = (5,5 HP) 3-Ph 220V/440V	2000 RPM	D: 700 mm (28") d: 50 mm (2")	6-8 Bar (90-120 psi)	60 lt./dak. Lt./min.	145 x 120 x 181 cm (57" x 47" x 71")	550 kg (1,210 lbs)	600 kg (1,100 lbs)

