

TECHNICAL FEATURES

- Semi-automatic double head miter saw designed for double head, single head and straight and/or miter cut of vinyl (PVC), aluminum profiles and wood
- The left saw head is fixed, while the right head is movable.
- Manual adjustment of intermediate tilting angles from 90° to 45° inwards
- Fixed angle location points at 45°-30°-22.5°-15°-90° inwards
- The saw blade feed is hydro-pneumatic, and it is possible to adjust the speed of saw blade feed precisely according to the material to be cut.
- The machine is equipped with pneumatic clamps operated via low pressure, and has been designed so that both hands are occupied during the cutting operation for maximum operator's safety.
- Cutting accuracy +/- 0.2 mm
- Solid steel construction of the machine body
- The movable right saw head is equipped with a pneumatic brake, which is activated automatically when starting the cutting operation to fix the movable head.
- The machine disposes about a conveyor system connected onto the movable right head. Both cutting heads are fully guarded for maximum operator's safety. The guards close automatically.
- The cutting measurement can be adjusted precisely via digital read-out system.
- The machine has been designed according to the European CE as well as the UL & CSA Safety Directives


STANDARD EQUIPMENT

- 2x420 mm (16-1/2") carbide tipped saw blades
- Pneumatic horizontal clamps (4x)
- Conveyor & 2 manual profile supports
- Digital read-out
- Air gun
- User's manual


OPTIONAL EQUIPMENT

- Machine with alternative length of 5m (16') and 6m (20')
- Pneumatic spray mist lubrication system
- Chip collector
- Chip removal conveyor belt
- Twin pneumatic vertical clamps
- Technical Features

AUTOMATIC DOUBLE HEAD MITER SAW 16-1/2" (420 MM)



TECHNICAL TABLE



3 HP x 2
60 Hz



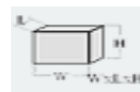
220V/440V AC
3P N PE



3000
rpm



D: 16.5"
d: 30-32mm



W: 46"
L: 200"
H: 67"



2838 lbs



2266 lbs