

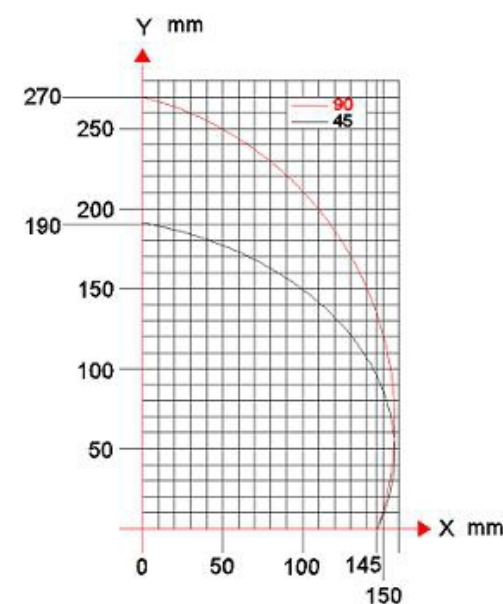
## TECHNICAL FEATURES

- CSV to MDB" button, which enables you to immediately convert the cut lists to MDB format even if you prepared the cut lists manually. Then you can save them in a different format, which saves you time.
- 16-1/2" (420 mm) Full Automatic Double Head Miter Saw designed for straight and angle cutting of vinyl & aluminum profiles and wood
- Hydro-pneumatic saw blade feed with variable speed control to suit different profiles & materials
- Two hand safety operation of saw head feeding is interlocked with the pneumatic clamping of the workpiece
- Saw heads can be operated together for use as a double miter saw or individually for use as a single miter saw
- Mobile right hand saw head is equipped with a pneumatic brake system which is automatically activated at the beginning of the cutting cycle
- Adjustable cutting speed (saw blade feed). Cutting accuracy +/- 0.2 mm
- Programmable with up to 65,536 cutting operations
- Automatic angle tilting at 90° and 45°
- Pneumatically operated overhead safety guarding for both saw heads
- Conveyor attached to the right hand mobile saw head
- Saw complies with CE, UL & CSA Safety Directives
- Windows based computer system
- Import ".MDB" cut lists from external software or USB
- Automatic mode sets angles and lengths from cut list, no operator input required
- Remote access via Internet for fast technical support
- Barcode with image print







**DOUBLE HEAD MITER SAW 16-1/2" (420 MM)**



## CUTTING DIAGRAM



## TECHNICAL TABLE

					
2x3 HP 3-Phase 220/440V 60 Hz	3000 RPM	D= 420 mm d=30 mm D=16.5" d=1.18"	6-8 Bar (90-120 psi) 1 CFM	120x508x170 cm 46"x200"x67"	1090 kg (2390 lbs)

