

### FEATURES

button, which enables you to immediately convert the cut lists to even if you prepared the cut lists manually. Then you can save in different format, which saves you time.

cutting both to left and right side. 550 mm (22") saw blades cutting angle 45°, external cutting angle 22.5°. Automatic angle

cutting lengths: at internal 45° min.580 mm (23"), max. 4000 mm (157") at external 22.5° min. 400 mm (16"), max. 4000 mm (157")

cutting length possible

automatic saw blade feed with variable speed control to suit different materials of the cutting cycle

each saw head is equipped with a pneumatic brake system, which is activated at the beginning of the cut cycle

equipped with overhead safety guarding for both saw heads attached to the right hand mobile saw head

dry mist lubrication system

equipped with computer system, 15" Color Touch Screen

cutting list can be uploaded into the machine via USB flash memory or your office Network

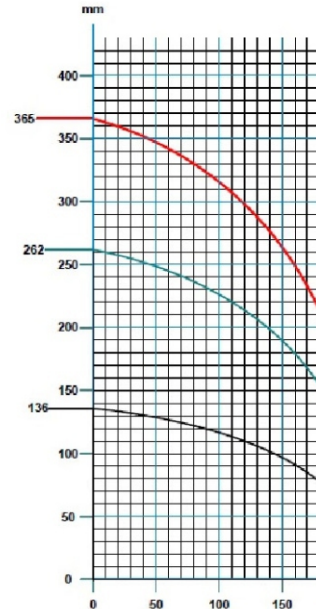
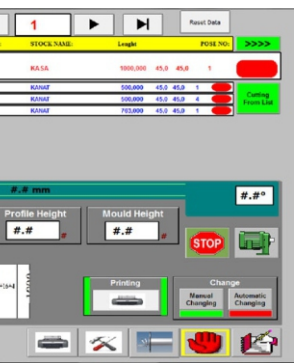
equipped with a modem for remote access via Internet

equipped with 4HP motors






Miter saw is available in two other versions: ZIGMA-02 SA-550:



DOUBLE HEAD



### AVAILABLE

-   
 0 RPM
-   
 D=22" d=1.18'  
 D= 550 mm  
 d=30 mm
-   
 6-8 Bar  
 (90-120 ps?)  
 1.6 CFM
-   
 149"x201"x74"  
 (125x511x188 cm)
-   
 1436 kg  
 (3,160 lbs)