



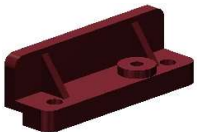



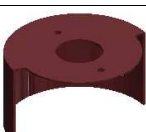



PARTS LIST

No	Figure	Definition	QTY	Code
1		Motor Fan Cover	1	TC1-02-0001
2		Profile Support Screw	1	TC1-02-0002
3		Manual Clamp	2	TC1-02-0003
4		Vertical Clamp Bracket	1	TC1-02-0004
5		Vertical Clamp Connection Part	1	TC1-02-0005
6		Vertical Clamp Connection Shaft	1	TC1-02-0006
7		Horizontal Clamp Bracket	1	TC1-02-0007
8		Plexi Glass	1	TC1-05-0008
9		Saw Blade Guard	1	TC1-02-0009
10		Start-Stop Button	1	TC1-03-0010

11		Saw Blade Adjustment Bushing 27 mm	1	TC1-02-0011
12		Saw Blade Adjustment Bushing 9 mm	4	TC1-02-0012
13		Saw Blade Adjustment Bushing 1 mm	2	TC1-02-0013
14		Saw Blade Adjustment Bushing 0.7 mm	2	TC1-02-0014
15		Saw Blade Flange	1	TC1-02-0015
16		Last Washer	1	TC1-02-0016