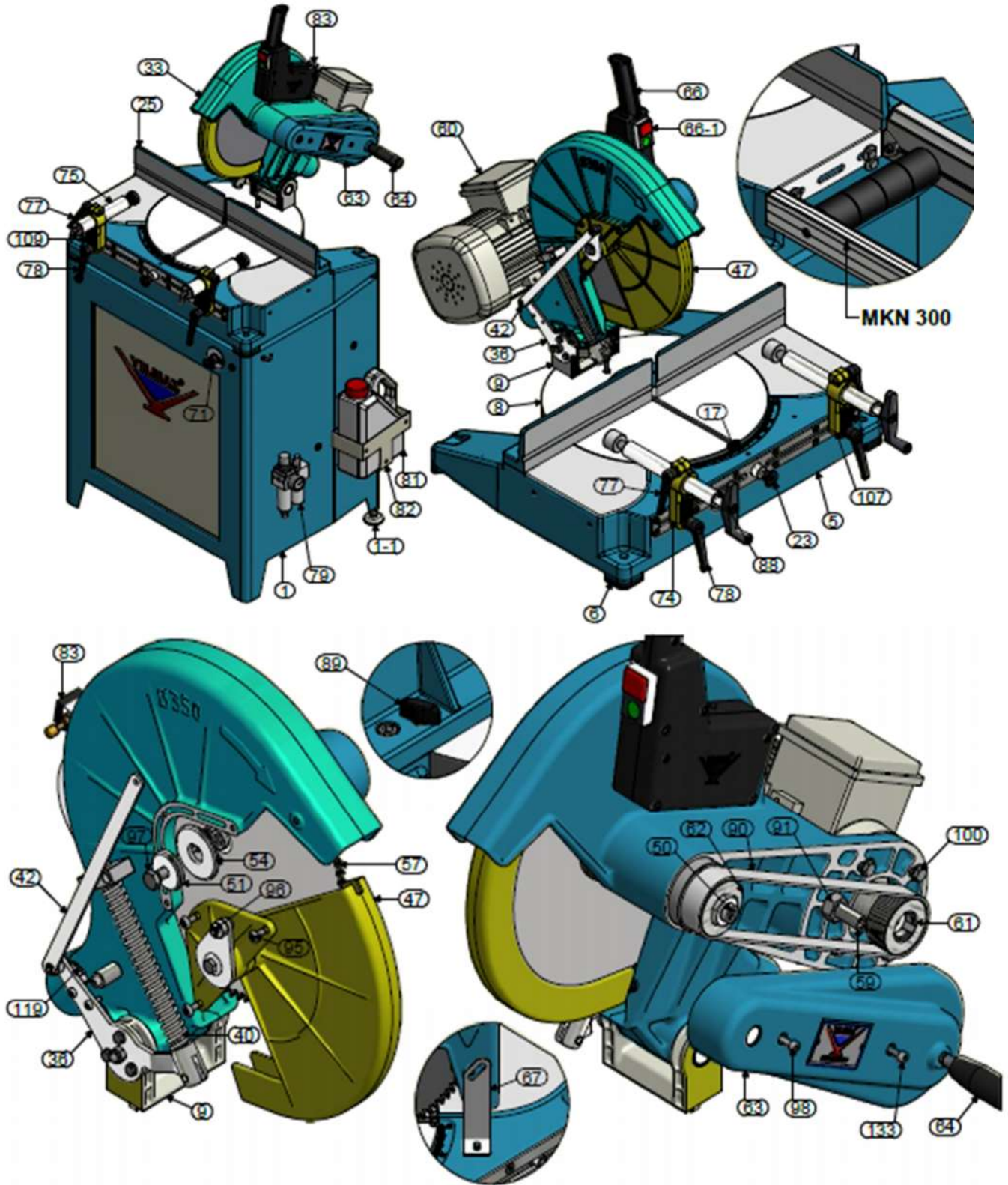


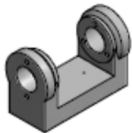
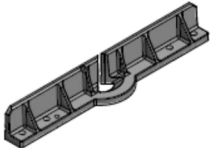

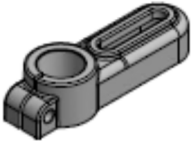







PARTS LIST





NO	CODE	QTY	NO	CODE	QTY
1	1SA010000-0060	1	57	1SK010000-0003 (KD 350)	1
5	2TU012610-0094	1	57	1SK010000-0004 (KD 400)	1
6	1PL030000-0017	2	59	2TU011110-1018	1
8	2TU011610-0009	1	60	1EL070001-0002 (230 V)	1
9	2TU012610-0102	1	60	1EL070001-0001 (400 V)	1
17	2TU011441-0043	1	61	2TU012110-0029	1
23	3UA030030-0003	1	62	2TU012110-0030	1
25	2TU012610-0100	1	63	2TU012610-0097 (KD 350)	1
33	2TU012710-0007 (KD 350)	1	63	2TU012610-0099 (KD 400)	1
33	2TU012710-0008 (KD 400)	1	64	1PL010000-0076	1
36	2TU011441-0905 (KD 350)	1	66	1PL010000-0042	1
36	2TU011441-0906 (KD 400)	1	66-1	1EL010000-0080	1
40	1YY011000-0023 (KD 350)	1	67	2TU011441-0305	1
40	1YY011000-0025 (KD 400)	1	71	1PN010000-0087	1
42	2TU011210-0073 (KD 350)	1	74	2TU012610-0010	1
42	2TU011210-0100 (KD 400)	1	75	3UA060030-0013	2
47	2TU012610-0096 (KD 350)	1	77	3UA040030-0007	2
47	2TU012610-0098 (KD 400)	1	78	3UA040030-0002	2
50	2TU011110-0135	1	79	3UA110030-0020	1
51	2TU011110-0857	1	83	1PN010000-0012	1
54	2TU011441-0651	1	86	4UN300030-0001	1
87	2TU012610-0009	2			
88	3UA090030-0008	2			
89	2TU011110-0145	1			
90	1SR070000-0007 (KD 350)	1			
90	1SR070000-0006 (KD 400)	1			
91	1SC071000-0005	1			
95	1SC041000-0014	3			
96	1SC131000-0006	2			
97	1SC011000-0002	1			
98	1SC0210000-0050	5			
100	1SC011000-0036	4			
107	2TU012610-0053	1			
107	2TU012610-0010	1			
119	1PN010000-0157	1			

SPARE PARTS LIST			
PART NO	PICTURE	CODE	PART NAME
54		2TU011441-0651	COUPLIN
		2TU011710-0006	SAW BLADE COUPLIN
9		3UA320030-0002	BRACKET
25		2TU012610-0100	BACK FENCE
47		3UA320030-0014 (KD 350) 3UA410030-0014 (KD 400)	SAW BLADE GUARD
74		2TU012610-0009 / 0053 (KD 350-400 M/D) 2TU012610-0010 / 0054 (KD 350-400 P/PS)	CLAMP BRACKET
75		3UA060030-0013 (KD 350-400 P/PS)	PNEUMATIC CLAMP
88		3UA090030-0008 (KD 350-400 M/D)	MECHANIC CLAMP
77		3UA040030-0007	M8x32 HANDLE
78		3UA040030-0002	M12*60 HANDLE
43		1SK010000-0003 (KD 350) 1SK010000-0004 (KD 400)	Ø 350 /400 (14" / 16") SAW BLADE

83		1PN010000-0012 (KD 350-400 PS)	MIST SPRAY VALVE
		1SR010000-0005	6204 BEARING
90		1SR070000-0007 (KD 350) 1SR070000-0006 (KD 400)	MOTOR BELT
75-1		1PL010000-0033	CLAMP TIP
66		1PL010000-0042	HANDLE
66-1		1EL090000-0017	SWITCH
60		1EL070001-0002 (230V-1P 50 Hz) 1EL070001-0017 (240V-1P 50 Hz) 1EL070001-0019 (220V-1P 60 Hz) 1EL070001-0001 (400V-415V 3P 50 Hz) (440V-3P 60 Hz)	MOTOR
79		3UA110030-0020	AIR CONDITIONER
119		1PN0140000-0157	AZ 431 MP VALVE