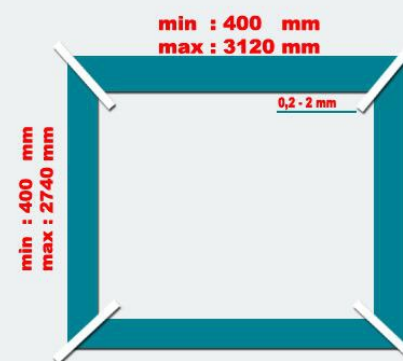

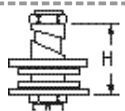
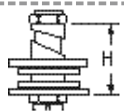
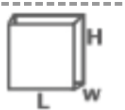




## TECHNICAL FEATURES

- PLC control system with Touch Screen display
- Capable of differentiating between colored and white profile
- Automatic adjustment of weld limitation thickness between 0.2 and 2 mm
- Profile welding angle is 90°
- Automatic unloading after welding
- Safety protective barrier
- Capacity to create & save to memory data on 200 different profiles
- Six languages version
- Machine complies with UL & CSA Safety Directives



## TECHNICAL TABLE

					
8.4 kW 3-Phase 220V 60Hz	max h= 140 mm max b= 30 mm max b= 130 mm	max. h=275 cm min. h= 40 cm max. b= 310 cm min. b= 40 cm	410x220x175 cm	96-8 Bar 1.7 CFM	1,690 kg