

### CRATER-06 A-600 HEAVY DUTY 24" AUTOMATIC UPCUT SAW

---

Heavy duty construction for long machine life

Hydro-pneumatic saw blade feed

Adjustable saw blade rising speed

If the protection cover is opened during the cutting process, the saw blade moves down automatically for safety reasons.


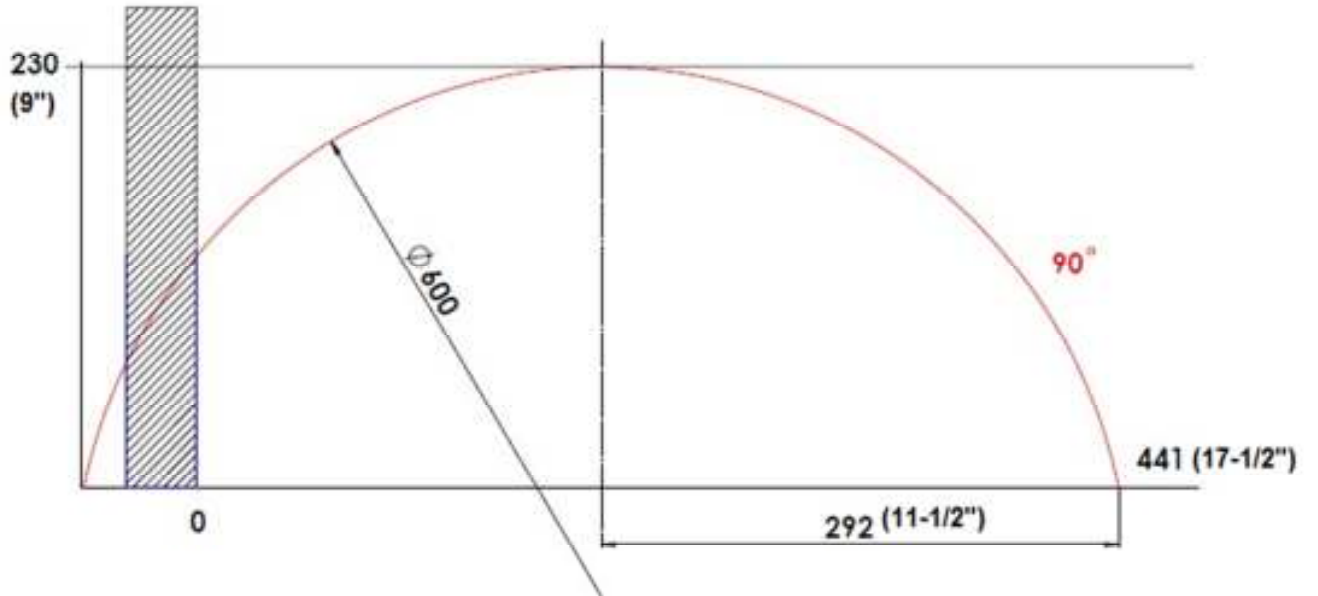
In full conformity with UL & CSA Safety Directives

Equipped with 2 dust collector connections

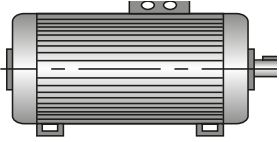
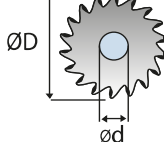
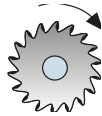
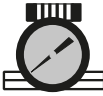
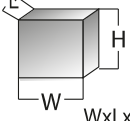

Twin horizontal and vertical pneumatic clamps



### CUTTING DIAGRAM



### CRATER-06 A-600 TECHNICAL FEATURES

			 BAR AIR CONS		
4.0 kW/5.5 Hp 3-Ph 220V, 60 Hz	D=600mm (24") d=30-32 mm	3,000 r.p.m	6-8 Bar (90-120 psi) 5 lt/min	98x96x146 cm (39"x38"x58")	280/320 kg 616/704 lb

