

STANDARD EQUIPMENT

- 450 mm (18") carbide tipped saw blade
- Pneumatic twin horizontal & vertical clamps
- Air gun
- User's Manual

OPTIONAL EQUIPMENT

- Infeed & outfeed table
- Pneumatic spray mist lubrication

SPECIFIC CAPACITIES

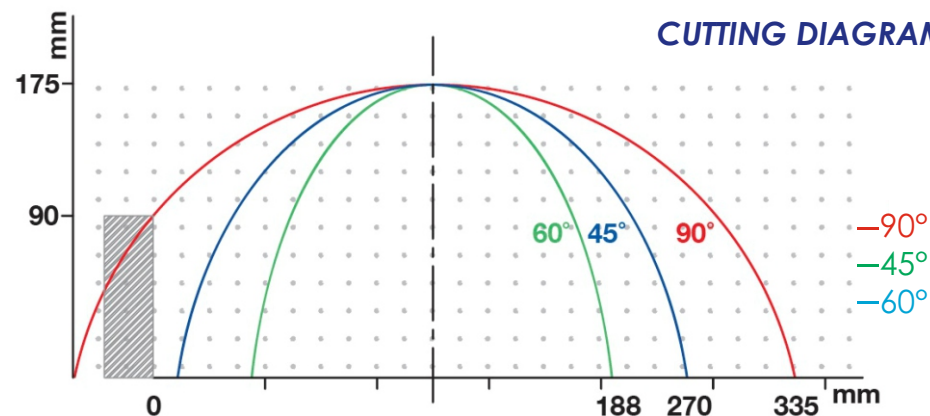
- Twin horizontal & vertical pneumatic clamps, clamp pressure adjustable
- Hydro-pneumatic saw blade feed, which provides additional power enabling you to cut even solid aluminum
- The movable back fence enables to cut bigger profiles both straight and miter cut
- When the cutting process is finished the saw blade moves down to its starting point automatically
- If the top guard is opened during the cutting process, the saw blade moves down automatically for safety purpose
- Fixed angle adjustments at 15°, 22.5°, 30°, 45°, 90° and 60° on right side
- Intermediate angles are adjusted via mechanical stop
- The rising speed of the saw blade can be adjusted as required
- Built-in handle for turning the table to the desired cutting angle
- Connection unit for chip collector is provided









AUTOMATIC 18" UPCUT MITER SAW



CUTTING DIAGRAM



TECHNICAL TABLE

 43HP 3-Ph. 220V/440V 60Hz	 3000 RPM	 D: 450 mm (18") d: 30-32 mm	 6-8 Bar (90-120 psi) 0.5 CFM	 90x 85x 132 cm (35" x 32" x 52")	 227 kg (500 lbs)
---	---	---	---	--	---

