



CRATER

06 A/700 - 06 A/760











PARTS LIST



No	Illustration	Definition	QTY	Code
1		Ø700 (28") / Ø760 (30") Saw Blade	1	CRA70/76-02-0001
2		4 kW Motor	1	CRA70/76-04-0002
3		Motor Connection Block	1	CRA70/76-02-0003
4		Belt Pulley Guard	1	CRA70/76-02-0004

5		Motor Tension Sheet Metal	1	CRA70/76-02-0005
6		Motor Tension Bolt Print Washer	1	CRA70/76-02-0006
7		Motor Tension Block	1	CRA70/76-02-0007
8		Belt	1	CRA70/76-02-0008
9		Saw Blade Shaft	1	CRA70/76-02-0009
10		Motor Pulley	1	CRA70/76-02-0010
11		Motor Pulley Washer	1	CRA70/76-02-0011
12		Coupling	1	CRA70/76-02-0012
13		Washer (30-32mm)	1	CRA70/76-02-0013
14		Saw Blade Flange	1	CRA70/76-02-0014
15		Saw Blade Washer	1	CRA70/76-02-0015

16		Saw Blade Shaft Nut	1	CRA70/76-02-0016
17		Saw Blade Shaft Pipe	1	CRA70/76-02-0017
18		6206 ZZ Bearing	2	CRA70/76-02-00018
19		Bearing Cover	2	CRA70/76-02-0019
20		Piston-Hydro-Pneumatic Cylinder Connection Part	1	CRA70/76-02-0020
21		Hydro-Pneumatic Cylinder	1	CRA70/76-03-0021
22		Pneumatic Cylinder	1	CRA70/76-03-0022
23		Saw Blade Guard	1	CRA70/76-01-0023
24		Movable Front Fence	2	CRA70/76-02-0024
25		Vertical Pneumatic Clamp Cylinder	2	CRA70/76-03-0025

26		Horizontal Pneumatic Clamp Cylinder	2	CRA70/76-03-0026
27		Standard Angle Locking Pin	1	CRA70/76-02-0027
28		Manual Conveyor	1	CRA70/76-01-0028
29		Chip Collection Manifold	1	CRA70/76-01-0029
30		Plexy Glass Front Glass	1	CRA70/76-01-0030
31		Main Switch	1	CRA70/76-04-0031
32		Emergency Stop Button	1	CRA70/76-04-0032
33		Cutting Button	2	CRA70/76-04-0033
34		Motor Start-Stop Button	1	CRA70/76-04-0034
35		Clamp Toggle Switch	1	CRA70/76-04-0035

36	 A blue and white air gun with a long wooden handle.	Air Gun	1	CRA70/76-03-0036
----	---	---------	---	------------------